

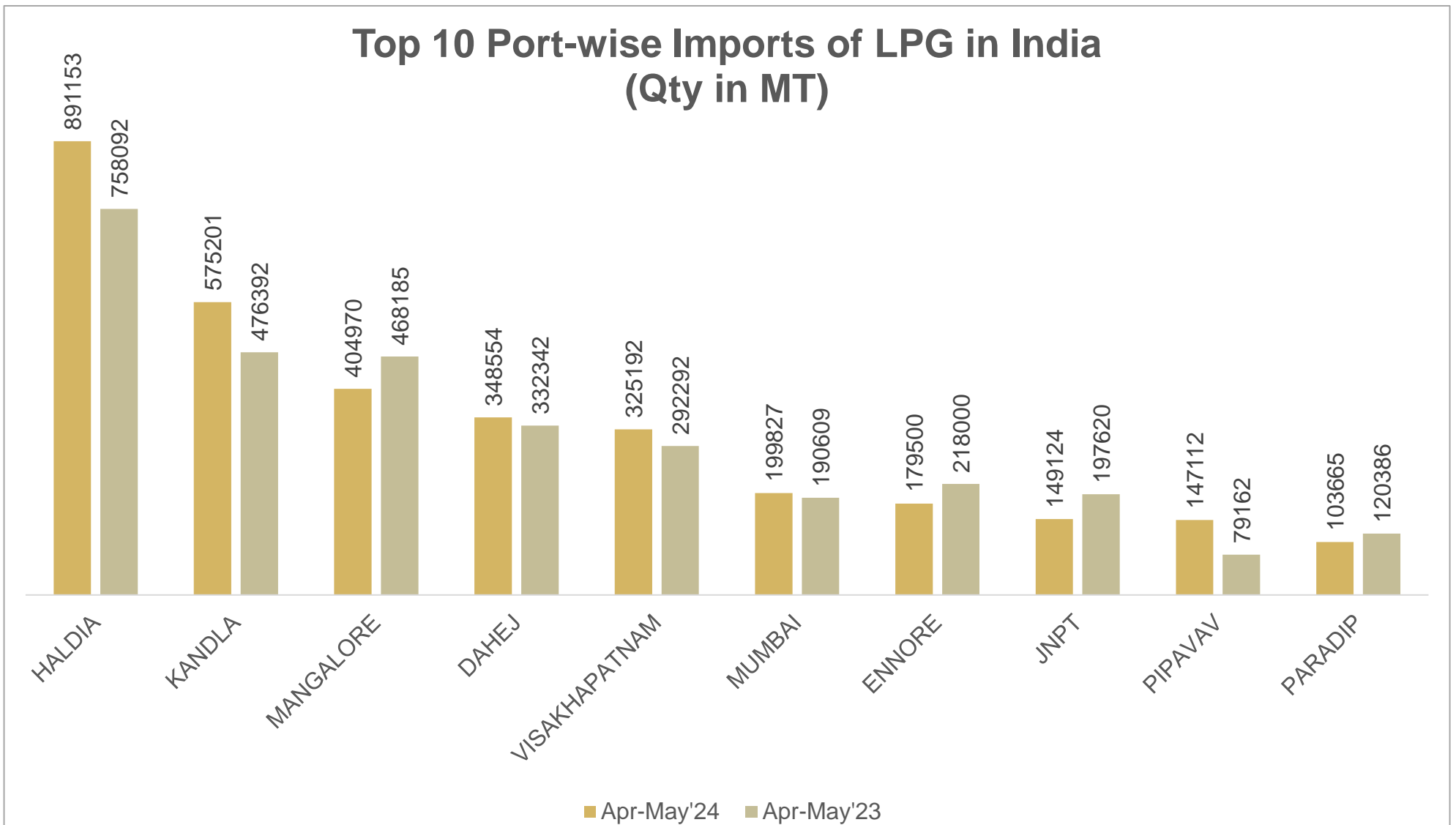


**LIQUID
GASES
UPDATE
JUNE
2024**

PORT ANALYSIS LPG

- India's Apr-May'24 LPG imports were around 3825596 MT, showing an increase of 8.85% since Apr-May'23.
- Haldia port saw highest traffic of LPG imports at 891153 MT with Kandla port being the second highest at 575201 MT in the period of Apr-May'24.
- Total Consumption of LPG for the duration of Apr-May'24 was 3893481 MT.

**Top 10 Port-wise Imports of LPG in India
(Qty in MT)**



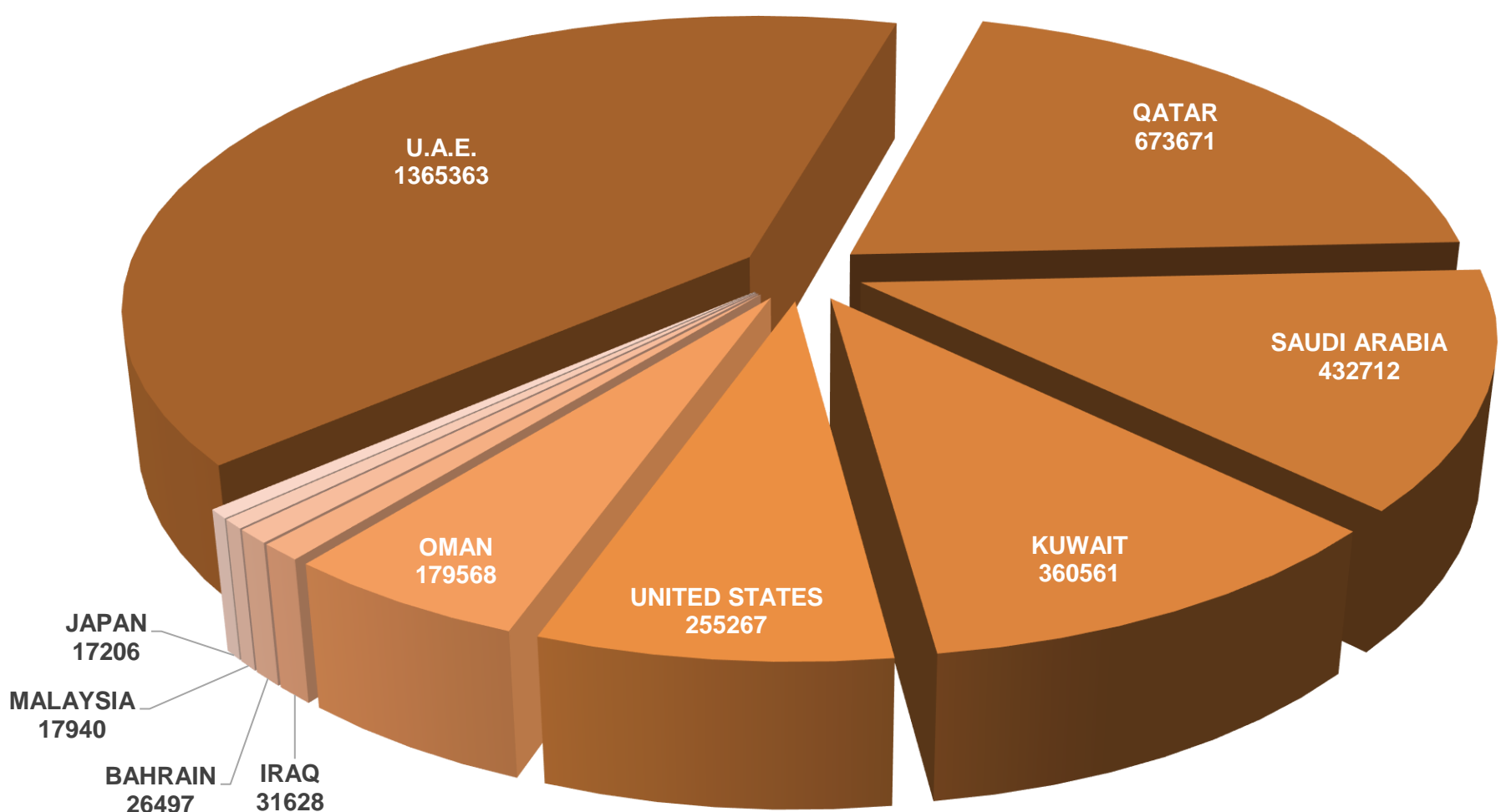
Major Importers of LPG

- Indian Oil Corp. Ltd. imported the highest amount of LPG at 1168287 MT in the period of Apr-May'24.

Top 10 Importers of LPG	Qty In MT
INDIAN OIL CORP. LTD.	1168287
HINDUSTAN PETROLEUM CORP. LTD.	898984
BHARAT PETROLEUM CORPN. LTD.	672226
RELIANCE INDUS. LTD.	177409
INDIAN FARMERS FERTILIZERS CO OP LTD.	117679
GAIL INDIA LTD.	78000
CHEMPLAST CUDDALORE VINYLs LTD.	53552
COROMANDEL INTL. LTD.	45500
CONFIDENCE PETROLEUM INDIA LTD.	35477
ADANI ENTERPRISES LTD.	33550
GRAND TOTAL	3825596

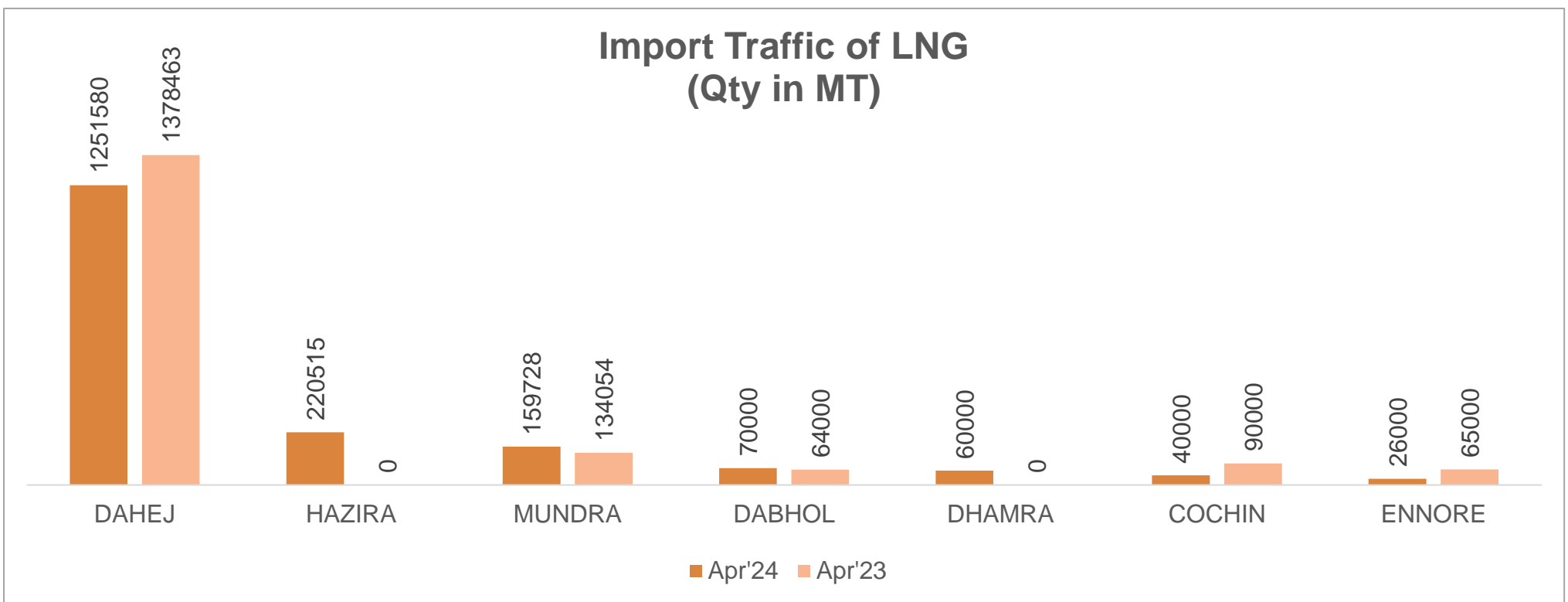
- The highest imports of LPG in Apr-May'24 came from U.A.E at 1365363 MT

Top 10 Country-wise imports of LPG (Apr-May'24)
(Qty in MT)



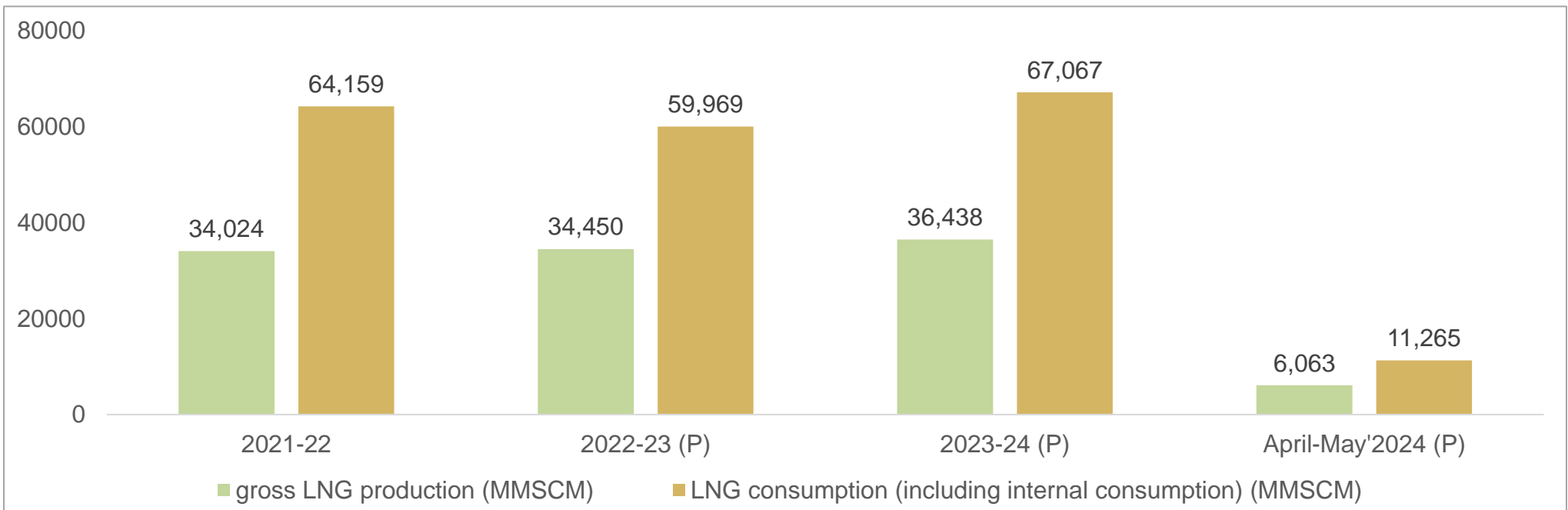
PORT ANALYSIS LNG

- India's Apr-May'24 LNG imports were around 1827823 MT.
- Dahej port saw highest traffic of LNG imports at 1251580 MT with Hazira port being the second highest at 220515 MT in Apr-May'24.



Existing LNG Terminals			
Location	Promoters	Capacity as on 01.05.2024	% Capacity utilization (April-May'24)
Dahej	Petronet LNG Ltd (PLL)	17.5 MMTPA	101.1
Hazira	Shell Energy India Pvt. Ltd	5.2 MMTPA	28.6
Dabhol	Konkan LNG Limited	*5 MMTPA	69.9
Kochi	Petronet LNG Ltd (PLL)	5 MMTPA	20.9
Ennore	Indian Oil LNG Pvt Ltd	5 MMTPA	25.6
Mundra	GSPC LNG Limited	5 MMTPA	33.8
Dhamra	Adani Total Private Limited	5 MMTPA	26.9
Total Capacity		47.7 MMTPA	

Source: PPAC



Source: PPAC

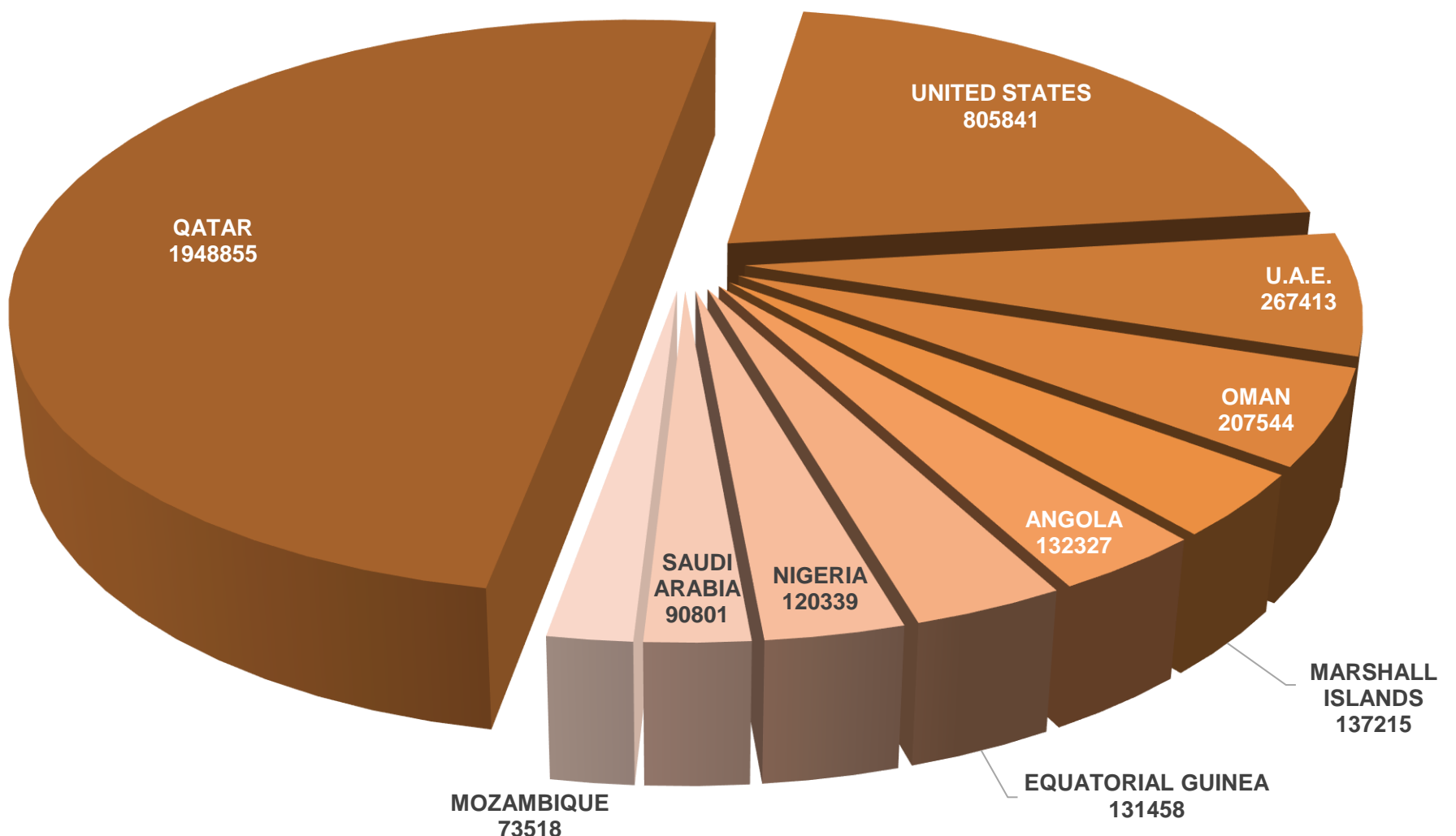
Major Importers of LNG

- Petronet LNG Ltd. imported the highest amount of LNG at 1477122 MT in Apr-May'24.

Top Importers Of LNG (Apr-May'24)	Qty in MT
PETRONET LNG LTD.	1477122
GAIL INDIA LTD.	1049904
INDIAN OIL CORP. LTD.	391549
GSPC LNG LTD.	285563
TORRENT POWER LTD.	251232
GUJARAT STATE PETROLEUM CORP.	163425
GUJARAT PETROLEUM CORP. LTD.	159728
SHELL INDIA PVT. LTD.	65964
I PROEC ENERGY LTD.	63692
GRAND TOTAL	4132263

- The highest imports of LNG came from QATAR at 1948855 MT in Apr-May'24.

Top Country-wise Imports of LNG (Apr-May'24)
(Qty in MT)





India's LNG imports drop in May

India's liquefied natural gas (LNG) imports dropped in May this year compared to the same month last year, according to the preliminary data from the oil ministry's Petroleum Planning and Analysis Cell. The country imported about 2.65 billion cubic meters, or about 2 million tonnes of LNG, in May via long-term contracts and spot purchases, a drop of 7.2 percent compared to the same month in 2023, PPAC said. In April this year, LNG import rose year-on-year, while in March LNG imports dropped slightly following a year-on-year rise in January and February, PPAC's data previously showed. During April-May, India took some 5.29 bcm of LNG, or about 4 million tonnes, down by 1.3 percent compared to the same period last year, according to PPAC.

India paid \$1.1 billion for May LNG imports, compared to \$1.8 billion in May last year, and the country paid \$2.2 billion in the April-May period, down from \$3.2 billion in the same period last year, PPAC said. As per India's natural gas production, it reached about 3.1 bcm in May, up by 6.7 percent compared to the corresponding month of the previous year. Natural gas production of 6.06 bcm in April-May was up by 7.2 percent compare to the same period in 2023. At the moment, India imports LNG via seven facilities with a combined capacity of about 47.7 million tonnes. These include Petronet LNG's Dahej and Kochi terminals, Shell's Hazira terminal, and the Dabhol LNG, Ennore LNG, Mundra LNG, and Dhamra LNG terminal. The Chhara LNG import terminal in Gujarat should also receive its commissioning cargo later this year after it failed to unload the cargo from the 2015-built 159,800- cbm, Maran Gas Mystras. India's Hindustan Petroleum, a unit of state-owned ONGC, aims to launch its delayed Chhara LNG import terminal by October this year, according to its management. During April, the 17.5 mtpa Dahej terminal operated at 101.1 percent capacity, while the 5.2 mtpa Hazira terminal operated at 28.6 percent capacity, PPAC said. The 5 mtpa Dhamra LNG terminal operated at 26.9 percent capacity, the 5 mtpa Dabhol LNG terminal operated at 69.9 percent capacity, the 5 mtpa Kochi LNG terminal operated at 20.9 percent capacity, and the 5 mtpa Ennore LNG terminal operated at 25.6 percent capacity, it said. Petronet recently said it expects a 15 rise in the country's imports of liquefied natural gas during this financial year. The company's executives said during the company's earnings call on May 23 that Petronet expects India's LNG imports to rise to 27 millions tonnes in the fiscal year 2025/2026 which ends in March next year.



TotalEnergies, IOC ink long term LNG supply deal

- French energy giant, TotalEnergies, has inked a sales and purchase agreement (SPA) with Indian Oil Corporation (IOC) for the delivery to India of up to 800,000 tons per year of liquefied natural gas (LNG) for ten years from 2026.
- The French firm said the deal was part of its strategy to grow its LNG business. TotalEnergies also announced an agreement with Korea South-East Power for the delivery to South Korea of up to around 500,000 tons per year of LNG for five years from 2027.
- “We are delighted to have been selected by IOCL and Korea South-East Power to supply LNG to India and Korea. These contracts enable us to contribute to the energy security and transition of these countries, to which we have an enduring commitment,” said Mr. Gregory Joffroy, Senior Vice President, LNG at TotalEnergies.
- TotalEnergies is the world’s third largest LNG player with a global portfolio of 44-mtpa in 2023. It is seeking to increase the share of natural gas in its sales mix to close to 50% by 2030, to reduce carbon emissions and eliminate methane emissions associated with the gas value chain, and to work with local partners to promote the transition from coal to natural gas.

OTHER REPORTS FOR JUNE 2024

- J. M. BAXI Monthly Agri Products Update
- J. M. BAXI Monthly Automotive Logistics Update
- J. M. BAXI Monthly Cement Update
- J. M. BAXI & CO. Monthly Chemical Update
- J. M. BAXI Monthly Coal Update
- J. M. BAXI Monthly Container Update
- J. M. BAXI Monthly Cruise Shipping Update
- J. M. BAXI Monthly Veg Oil Update
- J. M. BAXI Monthly Fertilizer Update
- J. M. BAXI & CO. Monthly LNG & LPG Update
- J. M. BAXI Monthly Mineral and Metal Update
- J. M. BAXI Monthly Oil and Petroleum Update
- J. M. BAXI Monthly Port Update
- J. M. BAXI Monthly Project Cargo Update
- J. M. BAXI Monthly Seafarers Insights Update
- J. M. BAXI Monthly Steel Update

Research Cell,

J. M. BAXI,

Godrej Coliseum, Office No. 801, 8th

floor, "C" wing, Behind Everard Nagar, Off. Somaiya

Road, Sion. Mumbai - 400022 INDIA.

Contact Details,

Telephone: 022 61077100 Ext 161/145,

Mobile: 091-7506004224 / 7045659111,

Mail: shwetalk@jmbaxi.com

Website: www.jmbaxico.com

Disclaimer,

The information contained in this market update is drawn from wide range of newspapers, business and trade magazines, government, company and industry association websites. While all possible care is taken to verify the correctness and authenticity of information contained in this compilation, no claim to independent authorship of articles is implied or intended. Readers are expected to make their own independent evaluation and verification of information for their use. While all information contained in this report are believed to be correct, the editors of this compilation or J. M. BAXI. do not guarantee the quotes or other data and the same is provided only in good faith.